









This week we are celebrating **National Storytelling Week!** During Monday's live Zoom storytime, we will be sharing the traditional tale *The Elves and the Shoemaker* (click title for an online version of the story). You will notice that some of the activities below are inspired by this story. To help create some excitement at home, it would be great if an elf could visit your home! Maybe they could cause mischief by eating food, making a mess, moving things around. Maybe they could be a friendly elf and spread magic by leaving tiny love letters, special surprises or being really helpful. Maybe your elf could sprinkle glitter, leave tiny footprints or a tiny new door could appear. Be as creative as you wish and please share your child's elf news with us. :)

	Activity 1	Activity 2	Activity 3
Monday	<p><b>This week's phonic sessions are pre-recorded and found at the YouTube link.</b></p> <p><b>Phonics - h</b></p> <p><a href="#">Click here to watch Monday's phonics session.</a></p> <p>If you are watching this session with your child, you may wish to pause the video in places when Miss Vint asks a question to see if they can answer.</p> <p><b>For this session you will need:</b> - Paper and a pen</p>	<p><b>Mathematics - Number</b></p> <p><b>Some of this week's maths sessions are pre-recorded and can be found by following the YouTube link.</b></p> <p>We have been so impressed by all of the brilliant maths home learning that today we are going to have our first full CLIC session!</p> <p><a href="#">Click here to join in with today's maths session.</a></p> <p>At the end of this session you may need to help your child to collect some objects.</p>	<p><b>Personal, Social and Emotional Development</b></p> <p>★ <a href="#">Click here</a> to listen to the story 'How to Catch a Star'. What does the boy want to do? Was it easy to catch the star? Did the boy give up? The boy didn't give up—he was determined! How do you think the boy felt when he caught the star? How do you feel when you reach a goal? Is there anything you want to get better at? Draw around your hands or make handprints and draw a picture of something you want to get better at.</p>
Tuesday	<p><b>Phonics - b</b></p> <p><a href="#">Click here to watch Tuesday's phonics session.</a></p> <p>If you are watching this session with your child, you may wish to pause the video in places when Miss Vint asks a question to see if they can answer.</p> <p><b>For this session you will need:</b> - Some items for the treasure hunt</p> 	<p><b>Mathematics - Number</b></p> <p><a href="#">Click here to join in with today's maths session.</a></p> <p>If you are watching this session with your child, you may wish to pause the video in places when Miss O'Neill asks a question to see if they can answer.</p> <p>At the end of this session you may need to help your child to collect some objects.</p>	<p><b>Let's get creative!</b></p> <p>See if you can practise your cutting and joining skills as you make and decorate your own elf hat! You could use coloured paper, a tea cloth, tin foil, leaves and sticks - be as creative as you can! Using a pair of scissors, <i>can you cut along straight, zig zag and wavy lines?</i> How can you join your hat together?</p>  
Wednesday	<p><b>Phonics - f</b></p> <p><a href="#">Click here to watch Wednesday's phonics session.</a></p> <p>If you are watching this session with your child, you may wish to pause the video in places when Miss Vint asks a question to see if they can answer.</p> <p><b>For this session you will need:</b> - A big bowl, spoon and things beginning with 'f'</p>	<p><b>Mathematics - Number</b></p> <p><a href="#">Click here to join in with today's maths session.</a></p> <p>If you are watching this session with your child, you may wish to pause the video in places when Miss O'Neill asks a question to see if they can answer.</p> <p>At the end of this session you may need to help your child to collect some objects.</p>	<p><b>Understanding the World</b></p> <p>What do we need to wear if we are going on a winter's walk? Wrap up warm and use your senses (sight, smell, hearing, touch) to explore the signs of winter. <i>What can you see? What can you hear? What can you collect?</i> Can you make a collage of the natural objects you collect.</p> 
Thursday	<p><b>Phonics - ff</b></p> <p><a href="#">Click here to watch Thursday's phonics session.</a></p> <p>If you are watching this session with your child, you may wish to pause the video in places when Miss Vint asks a question to see if they can answer.</p> <p><b>For this session you will need:</b> - Paper and a pen</p> 	<p><b>Mathematics - Wider Maths</b></p> <p><a href="#">Click here</a> to sing our days of the week song. Talk about what day of the week it is. <i>Can your child sing along?</i></p> <p>Today, we are going to practise daily routines and doing things in the right order. Have a go at making a drink of juice/a sandwich/getting dressed but do everything in the wrong order (e.g. shoes on and then socks on top) - the sillier the better! <i>Is that right?</i> Talk about when we eat breakfast, dinner, tea and what we do before we go to bed (brush teeth, have a bath, read a story etc).</p> <p>If your child has been struggling with the new routine it might help to create a visual timetable so that they gain awareness of time and what happens and when e.g. At breakfast 8:30AM we eat cereal. Encourage your child to decorate their timetable. Show your child the time on a clock when it is time to do the next task.</p>	<p><b>Let's get creative!</b></p> <p>Have any elves visited your house this week? Can you build a home for the elves to live in? How big would it need to be? What would they need inside? You could use old boxes, building bricks or even natural items found outside.</p> 
Friday	<p><b>Phonics - Recap</b></p> <p><a href="#">Click here to watch Friday's phonics session.</a></p> <p>If you are watching this session with your child, you may wish to pause the video in places when Miss Vint asks a question to see if they can answer.</p>	<p><b>Mathematics - Wider Maths</b></p> <p><a href="#">Click here</a> to listen to a song all about a cheeky monkey who likes to hide. <i>Can your child describe where the monkey is?</i></p> <p>Today, we are going to practise describing positions. First you could set up an obstacle course (using cushions, chairs etc) and hide a toy somewhere and see if your child can find it by listening to your instructions. Next, using a soft scarf or a piece of material blindfold your child. Gently spin them around a few times and then give them directions to follow to get to the end of the obstacle course. For an extra challenge, can your child give you simple directions to reach the end of the course.</p>	<p><b>Physical Development</b></p> <p>Can you write a tiny letter to an elf? Maybe the elf will reply back. :)</p> <p><b>Making Magic!</b></p> <p>Gather a selection of different sized pots/pans/ cups and some food colouring or bubble bath. Mix the food colouring/bubble bath with water to create a magic elf potion. Your child could add natural resources such as flowers, leaves, herbs etc. <i>Can they practise careful pouring by pouring the mixture from a pan into a cup and back? What does your potion do?</i></p> <p>What are the magic words?</p>